

2024-2025 Stitch-Along: Astrology

































Join us for a stitch-along, inspired by our quarterly theme: Astrology. A stitch-along is a mystery cross-stitch pattern where new parts of the design are released each week. Every Sunday, we send you the next piece until you have a completed pattern. This is an asynchronous program where everyone stitches at their own pace.

Materials List


Fabric – Begin your project by purchasing 14 count Aida cloth, 14” x 14”. The pattern is 168 stitches square and you are welcome to use other count Aida, but will need to do the conversions yourself. The final product will measure 12”x12” with 14 count. You can choose your Aida color, but we recommend avoiding black fabric.

Thread – The pattern uses DMC embroidery floss. You can find these at a store like Michaels or Joann. Each floss color has a corresponding number. The numbers below are based on using 3 threads, but you may use as many threads as you prefer. [If you cannot find any of the colors, you can find substitutions here.](#)

Purchase 1 skein each of these colors:

 DMC 221  DMC 470  DMC 471  DMC 498  DMC 597  DMC 598
 DMC 740  DMC 741  DMC 742  DMC 744  DMC 745  DMC 747
 DMC 807  DMC 813  DMC 815  DMC 823  DMC 918  DMC 919
 DMC 988  DMC 930  DMC 931  DMC 936  DMC 946  DMC 971
 DMC 972  DMC 3346  DMC 3347  DMC 3362  DMC 3766  DMC 3777
 DMC 3821  DMC 3822

Purchase 3 skeins of each of these colors:

 DMC 3820

Purchase 4 skeins of this color:

 DMC 310

Needle – Use a tapestry needle, size 24-26.

Hoop – A hoop is not a requirement, but can be very helpful. Any wood or plastic hoop 5”-10” will work. You can move the hoop around your fabric when focusing on different areas of the pattern.

Scissors – Sharp scissors are best, but any scissors will do.